



Kootenai County Elections

Jim Brannon • Clerk

1808 N 3rd St • P.O. Box 9000 • Coeur d'Alene, ID 83816-9000

Phone (208)446-1030 • Fax (208)446-2184


<http://www.kcgov.us/elections> • Email kcelections@kcgov.us


STATE OF IDAHO

COUNTY OF Kootenai

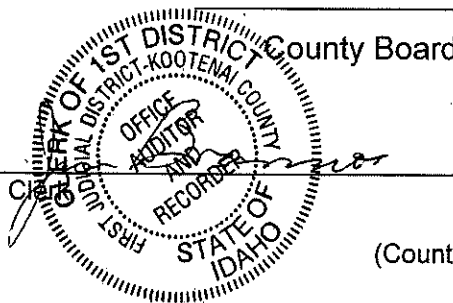
} ss.

We, the commissioners of the county and state aforesaid, acting as the **Board of Canvassers of Election**, convened on November 9th, 2021, do hereby state that the attached is a true and complete abstract of all votes cast within this county for the Candidates as they appeared at the **Consolidated Election** held on **November 2, 2021** as shown by the records now on file in the County Clerk's office.





Attest:



(County Seal)

Kootenai County
November 2, 2021 Consolidated Election

Precinct	Voting Statistics				
	Total Number of Registered Voters at Cutoff	Number Election Day Registrants	Total Number of Registered Voters	Number of Ballots Cast	% of Registered Voters That Voted
1	1,418	35	1,453	449	30.9%
2	1,121	12	1,133	243	21.4%
3	1,816	24	1,840	429	23.3%
4	1,303	7	1,310	308	23.5%
5	1,808	28	1,836	673	36.7%
6	2,440	38	2,478	789	31.8%
7	2,347	45	2,392	762	31.9%
8	3,513	70	3,583	1,219	34.0%
9	2,449	47	2,496	906	36.3%
10	1,396	29	1,425	421	29.5%
11	1,505	36	1,541	529	34.3%
12	897	14	911	318	34.9%
13	706	12	718	347	48.3%
14	1,754	36	1,790	604	33.7%
15	1,909	35	1,944	782	40.2%
16	1,965	34	1,999	779	39.0%
17	1,045	20	1,065	392	36.8%
18	2,454	51	2,505	872	34.8%
19	1,486	14	1,500	539	35.9%
20	2,144	31	2,175	669	30.8%
21	1,141	17	1,158	463	40.0%
22	1,651	36	1,687	844	50.0%
23	1,617	32	1,649	412	25.0%
24	965	17	982	274	27.9%
25	2,141	32	2,173	579	26.6%
26	895	2	897	264	29.4%
27	1,752	33	1,785	499	28.0%
28	3,360	72	3,432	946	27.6%
29	939	11	950	275	28.9%
30	1,833	21	1,854	448	24.2%
31	635	12	647	174	26.9%
32	1,321	25	1,346	404	30.0%
33	802	31	833	305	36.6%
34	1,560	29	1,589	641	40.3%
35	878	23	901	329	36.5%
36	940	7	947	346	36.5%
37	2,028	60	2,088	694	33.2%
38	1,493	33	1,526	568	37.2%
39	3,001	69	3,070	1,049	34.2%
40	2,388	75	2,463	710	28.8%
41	1,343	22	1,365	711	52.1%
42	1,553	26	1,579	524	33.2%
43	1,572	43	1,615	583	36.1%
44	1,598	35	1,633	688	42.1%
45	1,569	16	1,585	510	32.2%
46	1,609	31	1,640	606	37.0%
47	1,896	21	1,917	877	45.7%
48	833	17	850	258	30.4%

**Kootenai County
November 2, 2021 Consolidated Election**

Precinct	Voting Statistics				
	Total Number of Registered Voters at Cutoff	Number Election Day Registrants	Total Number of Registered Voters	Number of Ballots Cast	% of Registered Voters That Voted
49	1,080	28	1,108	383	34.6%
50	873	17	890	369	41.5%
51	1,722	44	1,766	429	24.3%
52	849	20	869	312	35.9%
53	1,147	33	1,180	362	30.7%
54	1,059	27	1,086	404	37.2%
55	845	25	870	354	40.7%
56	809	20	829	332	40.0%
57	954	17	971	407	41.9%
58	1,102	31	1,133	532	47.0%
59	680	21	701	275	39.2%
60	627	12	639	267	41.8%
61	1,974	40	2,014	861	42.8%
62	755	15	770	336	43.6%
63	1,536	23	1,559	579	37.1%
64	818	6	824	289	35.1%
65	1,103	13	1,116	487	43.6%
66	1,126	23	1,149	540	47.0%
67	229	0	229	76	33.2%
68	85	2	87	30	34.5%
69	314	0	314	87	27.7%
70	661	15	676	228	33.7%
Total	99,137	1,898	101,035	34,950	34.6%



Kootenai County Elections

Jim Brannon • Clerk

1808 N 3rd St • P.O. Box 9000 • Coeur d'Alene, ID 83816-9000

Phone (208)446-1030 • Fax (208)446-2184


<http://www.kcgov.us/elections> • Email kcelections@kcgov.us

STATE OF IDAHO

} ss.

COUNTY OF Kootenai

I, Jim Brannon, Clerk of said county and state, do hereby certify that the attached is a full, true and complete copy of the abstract of votes for the Candidates therein named as they appeared on the election ballot for the **Consolidated Election on November 2, 2021** for the **City of Post Falls** as shown by the record of the Board of Canvassers filed in my office this **9th** day of **November, 2021**.


Clerk



**Kootenai County
November 2, 2021 Consolidated Election**

Precinct	Candidates										
	City of Post Falls										
	Mayor		Council Seat 2		Council Seat 4			Council Seat 6			
	Austin Hildebrand	Ronald G. Jacobson	Josh Walker	Alan Wolfe	Steve Anthony	Bob Flowers	Nathan L. Ziegler	Eric Klinkhammer	Tara Polley	Kenny Shove	Linda Wilhelm
8	179	844	647	370	302	85	634	71	69	557	324
23	75	220	178	108	70	35	183	22	22	160	82
24	62	212	158	104	92	30	145	15	25	110	119
25	106	420	280	239	167	45	307	23	32	257	208
26	66	194	138	113	86	21	150	23	9	123	101
27	83	368	288	163	122	37	293	24	42	246	140
28	125	727	526	307	223	89	521	42	64	483	248
29	60	212	137	132	71	38	160	12	24	123	110
30	74	290	220	136	115	41	195	10	28	189	131
31	40	132	105	62	53	23	89	11	17	80	60
32	92	298	240	148	117	47	225	21	24	213	130
33	56	218	173	99	88	21	163	20	26	135	94
34	117	495	330	271	208	68	334	32	36	291	250
35	31	166	106	92	80	25	96	12	12	94	78
36	55	254	186	121	96	31	179	18	11	165	111
37	2	29	22	9	8	1	22	0	0	24	9
Total	1,223	5,079	3,734	2,474	1,898	637	3,696	356	441	3,250	2,195